



# FORKLIFT LIGHTING

For Models : Forklifts All Sizes





**LED** | LIGHTING CATALOG



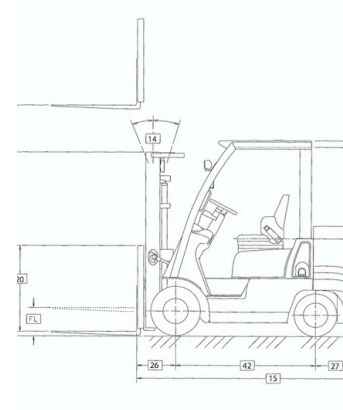


# ENGINEERED LIGHTING SOLUTIONS

**Vision X lighting** fixtures are not merely lighting systems, they are engineered lighting solutions. They provide increased efficiency, increased safety, decreased environmental impact, and decreased costs. Vision X LED lights offer a large increase in energy efficiency over older technologies while also increasing the safety and productivity of the working environment by outputting 80% more light than the fixtures used previously.



## SOLUTION PROCESS




### 2D BLUEPRINT

Vision X Lighting begins each project with a customer provided list of machines to be retrofitted, then gathers the technical information for those machines.




### 3D MODEL

A 3D model is built to the customer's specifications, then carried over into the rendering.



### SIMULATION RENDER

A simulation rendering ensures the final product will meet the customer's lighting requirements.



### SOLUTION

Vision X Lighting creates a complete breakdown of the customer's specific needs to meet their safety requirements.





## FORKLIFT LIGHTING FITOUT GUIDE



### TRAMMING LIGHTING DURA-SERIES WORK LIGHT

Number of Fixtures : 4  
Location : **Top of Cab Front, Back**  
Beam Pattern : **10/ 40/ 60°**  
Part # : **DURA-4XX**



### WORK AREA LIGHTING DURA-SERIES WORK LIGHT

Number of Fixtures : **4, Optional**  
Location : **Top of Cab Front, Back**  
Beam Pattern : **10/ 40/ 60°**  
Part # : **DURA-6XX**



### SAFETY SPOT LIGHTING DURA-SERIES WORK LIGHT

Number of Fixtures : 1  
Location : **Top of Cab Back**  
Colors Available : **Blue**  
Part # : **DURA-4SBV**



### ACCESSORY LIGHTING LED STROBE BEACON

Number of Fixtures : 1  
Location : **Top of Cab**  
Colors Available : **Green, Red, Blue, Amber, White**  
Part # : **XIL-UB36W (White Shown)**



# WORK AREA LIGHTING

## Product Information

Project Name:  
Date:  
Type:

### Application

Simple quick connect wiring allows for one time wiring and no further electrical wiring to change the fixture. Industry leading LED light output, size, weight and reliability for reduced unscheduled maintenance.

### SPECIFICATIONS Duralux 4 LED

#### Mechanical Information:

Fixture Weight:	1.50 lbs (0.68kg)
Shipping Weight:	2.6 lbs (1.18kg)
Mounting	Single Bolt M6

#### Electric Specifications:

Operating Voltage:	11 - 65VDC
Wattage:	20W
Operating Temp:	-40°C - 80°C
Vibration:	15.6Grms
Connector:	2 Pin Deutsch

#### Construction:

Housing:	Die-Cast 6061 Aluminum
Finish:	Gloss Black
Lens:	Polycarbonate Lens

#### LED

LED:	LG
Amp Draw:	1.6A @12V
Lifespan:	50,000 hr

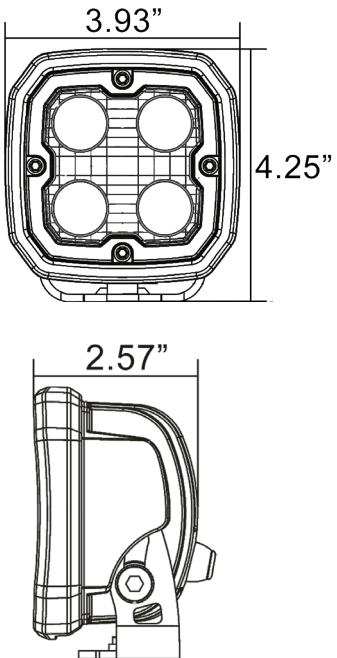
#### RATINGS:

EMC Emission:	(CISPR 25) Edition 3.0 (2008-03) Class 3
Ingress Protection:	IP-68, IP69k



ITEM #:	BEAM PATTERN
1 DURA-410	Flood 10°
DURA-440	Flood 40°
DURA-460	Flood 60°

#### 2D DRAWING:



# WORK AREA LIGHTING

## Product Information

Project Name:  
Date:  
Type:

### Application

Simple quick connect wiring allows for one time wiring and no further electrical wiring to change the fixture. Industry leading LED light output, size, weight and reliability for reduced unscheduled maintenance.

### SPECIFICATIONS Duralux 6 LED

#### Mechanical Information:

Fixture Weight:	2.63 lbs (1.19kg)
Shipping Weight:	3.8 lbs (1.72kg)
Mounting	Single Bolt M6

#### Electric Specifications:

Operating Voltage:	11 - 65VDC
Wattage:	30W
Operating Temp:	-40°C - 80°C
Vibration:	60 Grms
Connector:	2 Pin Deutsch

#### Construction:

Housing:	Die-Cast 6061 Aluminum
Finish:	Gloss Black
Lens:	Polycarbonate Lens

#### LED

LED:	LG
Amp Draw:	2.5A @12V
Lifespan:	50,000 hr

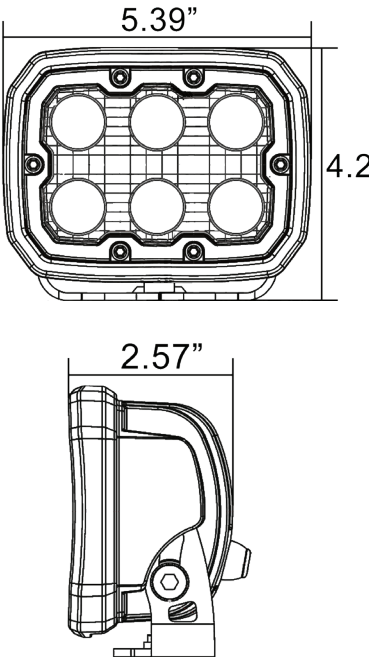
#### RATINGS:

EMC Emission:	(CISPR 25) Edition 3.0 (2008-03) Class 3
Ingress Protection:	IP-68, IP69k



ITEM #:	BEAM PATTERN
2 DURA-610	Flood 10°
DURA-640	Flood 40°
DURA-660	Flood 60°

#### 2D DRAWING:







# SAFETY SPOT LIGHTING

## Product Information

Project Name:  
Date:  
Type:

### Application

Simple quick connect wiring allows for one time wiring and no further electrical wiring to change the fixture. Industry leading LED light output, size, weight and reliability for reduced unscheduled maintenance. The tough and compact housing coupled with ultra bright Cree LEDs makes it the perfect light for any application.

### SPECIFICATIONS Duralux 4 LED BLUE SPOT

#### Mechanical Information:

Fixture Weight:	1.59 lbs (0.72kg)
Shipping Weight:	2.6 lbs (1.18kg)
Mounting	Single Bolt M6

#### Electric Specifications:

Operating Voltage:	10 - 80VDC
Wattage:	12W
Operating Temp:	-40°C - 80°C
Vibration:	15.6Grms
Connector:	2 Pin Deutsch

#### Construction:

Housing:	Die-Cast 6061 Aluminum
Finish:	Gloss Black
Lens:	Polycarbonate Lens

#### LED

LED:	LG
Amp Draw:	0.5A@24V
Lifespan:	50,000 hr


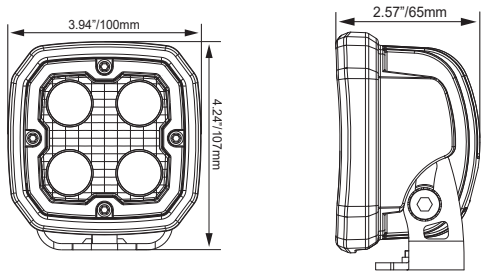
#### RATINGS:

EMC Emission:	(CISPR 25) Edition 3.0 (2008-03) Class 3
Ingress Protection:	IP-68, IP69k



ITEM #:	BEAM PATTERN
3 DURA-4SBV	Super Spot

#### 2D DRAWING:







**Project Name:**  
**Date:**  
**Type:**



**Project Name:**  
**Date:**  
**Type:**

- Simulated Rotation or Flashing Functions
- Available in Amber, Blue, Green, Red, and White LEDs

<b>Fixture Dimensions:</b>	5.25" x 3.81" x 2.86"
<b>Fixture Weight:</b>	0.44lbs (0.20kg)
<b>Wattage:</b>	7.2W
<b>Amp Draw:</b>	0.8A @12V
<b>Vibration Rating:</b>	15.6 Grms
<b>Application:</b>	Full 360° Visibility Beacon
<b>Lifespan:</b>	50,000hr
<b>Operating Temp:</b>	-40°C - 80°C

<b>EMC Emission:</b>	(CISPR 25) Edition 3.0 (2008-03) Class 3
<b>Ingress Protection:</b>	IP-68, IP69k



ITEM #:	COLOR
XIL-UB36A	Amber
XIL-UB36B	Blue
XIL-UB36G	Green
XIL-UB36R	Red
4 XIL-UB36W	White
XIL-UB36RGB	RGB

**NOTES:**

[illegible]





**VISION X USA**  
1601 Boundary Blvd  
Auburn WA 98001  
United States of America  
P: 253-218-2900  
[www.vxindustrial.com](http://www.vxindustrial.com)



**VISION X ASIA**  
23-7 Dongtansandan  
9-gil Dongtan-myeon Hwaseong-si  
Gyeonggi-do 18487, Korea  
P: 82-32-515-4814  
[www.visionxlighting.com](http://www.visionxlighting.com)