



# JUMBO DRILL LIGHTING

For Models : All Underground Jumbo Drills





**LED** | LIGHTING CATALOG



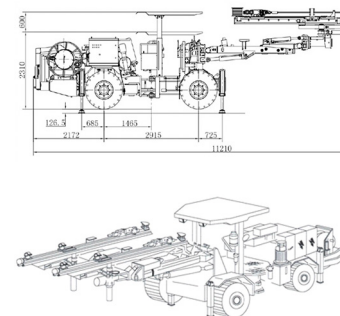


# ENGINEERED LIGHTING SOLUTIONS

**Vision X lighting** fixtures are not merely lighting systems, they are engineered lighting solutions. They provide increased efficiency, increased safety, decreased environmental impact, and decreased costs. Vision X LED lights offer a large increase in energy efficiency over older technologies while also increasing the safety and productivity of the working environment by outputting 80% more light than the fixtures used previously.



## SOLUTION PROCESS




### 2D BLUEPRINT

Vision X Lighting begins each project with a customer provided list of machines to be retrofitted, then gathers the technical information for those machines.



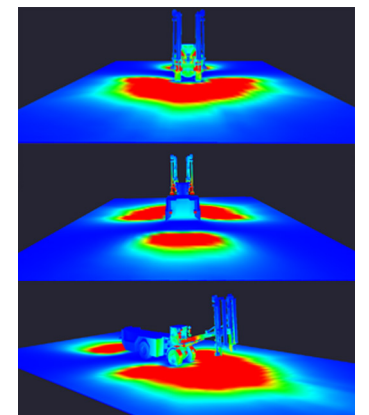
### 3D MODEL

A 3D model is built to the customer's specifications, then carried over into the rendering.



### SIMULATION RENDER

A simulation rendering ensures the final product will meet the customer's lighting requirements.





### SOLUTION

Vision X Lighting creates a complete breakdown of the customer's specific needs to meet their safety requirements.





# JUMBO LIGHTING FITOUT GUIDE



**1 BT-9 ELLIPTICAL**

FORWARD LIGHTING  
**BT-SERIES WORK LIGHT**

Number of Fixtures : 2  
Location : **Top of Cab**  
Beam Pattern : **30/60° Elliptical**  
Part # : **BHB07093065**



**2 BT-9 FLOOD**

WORK AREA LIGHTING  
**BT-SERIES WORK LIGHT**

Number of Fixtures : 6  
Location : **Front Bumper, Rear Bumper, Top of Cab**  
Beam Pattern : **60° Flood**  
Part # : **BHB070960**



**3 AC-30 FLOOD**

WORK AREA LIGHTING  
**AC-SERIES WORK LIGHT**


Number of Fixtures : 2  
Location : **Top Cab**  
Beam Pattern : **90° Flood**  
Part # : **LSG063090TRHD**



**4 ID BOARD**

ACCESSORY LIGHTING  
**2&3 DIGIT LED ID BOARDS**

Number of Fixtures : 1  
Location : **Side Panel**  
Colors Available : **Green, Red, Amber in 2&3 Digits**  
Part # : **MIL-ID02R (Red 2Digit)**



**5 DRIFT STROBE**

ACCESSORY LIGHTING  
**DRIFT STROBE**

Number of Fixtures : 1  
Location : **Top of Cab**  
Colors Available : **Green, Red, Blue, Amber**  
Part # : **XIL-LP625.G.2HZ (Green)**







# DRIVING / WORK AREA LIGHTING

## Product Information

Project Name:  
Date:  
Type:

### Application

OEM replacements will out perform the factory lighting by over 80% on the effective work area. Simple quick connect wiring allows for one time wiring and no further electrical wiring to change the fixture. 3D analysis allows for site specific aiming with our patented aiming system. Industry leading LED light output, size, weight and reliability for reduced unscheduled maintenance.

## SPECIFICATIONS BT-9 SERIES

### Mechanical Information:

Fixture Weight:	4.98 lbs (2.26kg)
Shipping Weight:	40.05 lbs (18.17kg)
Mounting:	Single Bolt M10

### Electric Specifications:

Operating Voltage:	11-65VDC
Wattage:	63W
Operating Temp:	-40°C ~ 85°C
Vibration:	60Grms
Connector:	2 Pin Deutsch

### Construction:

Housing:	Die-Cast 6061 Aluminum
Finish:	Gloss Black & Gloss Yellow Bezel
Lens:	Polycarbonate Lens

### LED

LED:	XP-L(CREE)
Amp Draw:	5.25A @ 12VDC 2.63A @ 24VDC
Lifespan:	50,000 hr

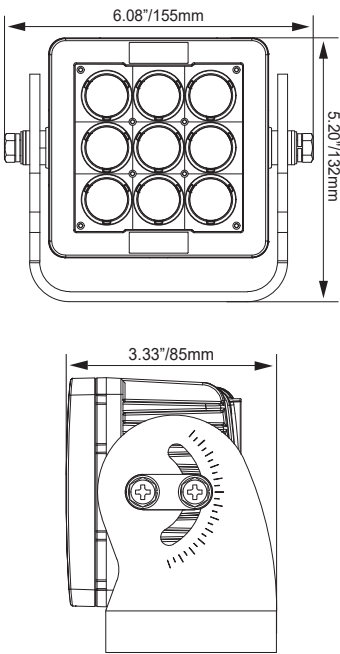
### RATINGS:

EMC Emission:	(CISPR 25) Edition 3.0 (2008-03) Class 3
Ingress Protection:	IP-68, IP69k



PART #:	BEAM PATTERN
1 BHB07093065	Elliptical 30/65°
2 BHB070960	Flood 60°

### 2D DRAWING:







# AC WORK AREA LIGHTING

## Product Information

Project Name:  
Date:  
Type:

### Application

Designed to outshine and outlast the competition, the High Bay fixture features advanced electronic technology like Pulse Width Modulation, Electronic Thermal Management, and a Redundant Circuit Design (30 LED) that allow the fixture to function even if half of the light should fail for unknown reasons. This is part of the effort by Vision X to ensure that the High Bay fixture is the most dependable LED fixture in the workplace.

## SPECIFICATIONS

### Mechanical Information:

Fixture Weight:	22.05 lbs (10kg)
Shipping Weight:	26.9 lbs (12.2kg)
Mounting/ Entries: (See Accessories)	(1) 3/4" NPT - TOP (2) 3/4" NPT 90° - SIDES (2) 3/4" NPT 45° - SIDES

### Electric Specifications:

Operating Voltage:	90 - 305V AC 127-431V DC
Wattage:	140W
Operating Temp:	-40°C ~ 60°C
THD:	<20% (@load≥50% / 115VAC,230VAC) (@load≥75% / 277VAC)
Power Factor:	≥ 0.98/115VAC ≥ 0.95/230VAC ≥ 0.92/277VAC
Short Circuit:	Constant Current Limiting, Recovers Automatically After Fault Condition is Removed
Frequency:	47-63Hz
Vibration:	15.6Grms

### Construction:

Housing:	Die-Cast 6061 Aluminum
Finish:	Gloss Grey
Lens:	Polycarbonate Lens

### LED Light Engine / Driver

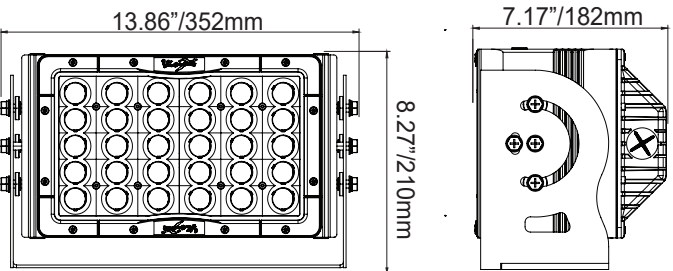
LED:	XP-L(CREE)
Amp Draw:	1.22A @ 115VAC 0.61A @ 230VAC 0.51A @ 277VAC
Lifespan:	50,000 hr



### AC-30 FLOOD

PART #:	BEAM PATTERN
3 LSG063090TRHD	Flood 90°

### 2D DRAWING:



### RATINGS:

EMC Emission:	Compliance to EN55015, EN55022 (CISPR22) Class B, EN61000-3-2 Class C (@Load ≥ 50%); EN61000-3-3
EMC Immunity:	Compliance to EN61000-4-2,3,4,5,6,8,11, EN61547, EN55024, Light Industry Level (surge immunity Line-Earth 4KV, Line-Line 2KV)
Ingress Protection:	IP-68, IP69k







# ACCESSORY LIGHTING

## Product Information


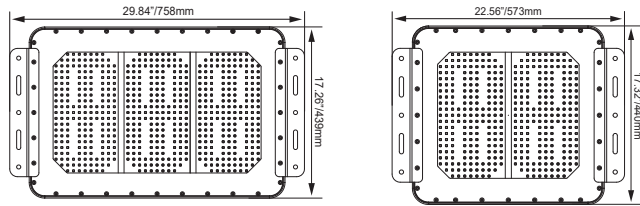
Project Name:  
Date:  
Type:

### ID Board Sign Information:

- Auto Dim/Bright for Day and Night time Operation
- Available in 2&3 Digit Models
- Red, Yellow, or Green Face Plates

Fixture Weight:	2 lbs (0.9kg)
Wattage	3Digit : 117W 2Digit : 87W
Amp Draw	3Digit : 9.75A@12V   4.88A@24V 2Digit : 6.5A@12V   3.25A@24V
Vibration Rating	15.6 Grms
Application	Vehicle Identification / Load Cap.

### 2D DRAWING:



### ID BOARD

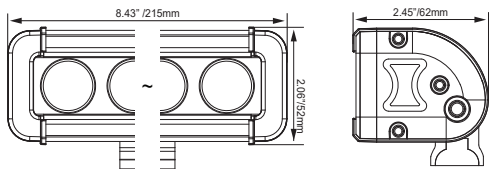
PART #:	#LEDs / COLOR
4 MIL-ID02A	2 Amber
MIL-ID02R	2 Red
MIL-ID02G	2 Green
MIL-ID03A	3 Amber
MIL-ID03R	3 Red
MIL-ID03G	3 Green

### Drift Strobe Information:

- Extends Strobe Visibility by up to 60 Meters
- Weatherproof Deutsch Connector
- Available in Blue, Amber, Green, Red

Fixture Weight:	2.00 lbs (0.91kg)
Wattage	9W
Amp Draw	0.6A @12V   0.3A@24V
Vibration Rating	15.6 Grms
Application	Strobe Function

### 2D DRAWING:



### DRIFT STROBE

PART #:	COLOR
5 XIL-LP625.A.2HZ	Amber
XIL-LP625.B.2HZ	Blue
XIL-LP625.G.2HZ	Green
XIL-LP625.R.2HZ	Red





**VISION X USA**  
1601 Boundary Blvd  
Auburn WA 98001  
United States of America  
P: 253-218-2900  
[www.vxindustrial.com](http://www.vxindustrial.com)



**VISION X ASIA**  
23-7 Dongtansandan  
9-gil Dongtan-myeon Hwaseong-si  
Gyeonggi-do 18487, Korea  
P: 82-32-515-4814  
[www.visionxasia.com](http://www.visionxasia.com)